

OGG LABS

MOD1HDv2

QUICK START GUIDE

Installation may require changing the output channel to avoid interference and other TV transmissions, to do this quickly use "BASIC MENU".

The easiest way to check what digital TV services are being broadcast in your area is at <https://ogglabs.com/map>.

When saving "BASIC MENU" settings an automatically generated non-conflicting TSID, NIT, PMT etc. is assigned to the channel.

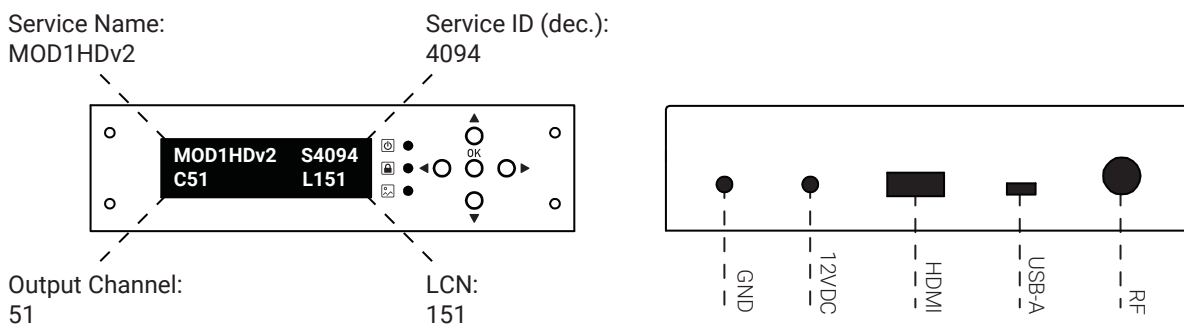
"QUICK SETUP" is the fastest way to change the output channel or setup multiple modulators on a MATV network.

To use a quick setup preset follow these steps:

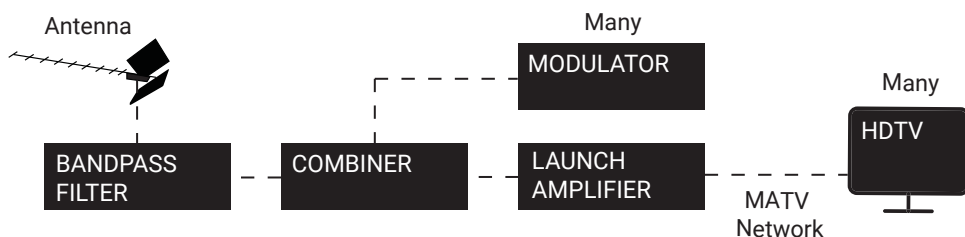
1. From the menu, select "QUICK SETUP".
2. Toggle until the desired channel is selected, press "OK" and confirm.
3. Tune in your HDTV.

Full user manual available at <https://ogglabs.com/>

PRODUCT LAYOUT

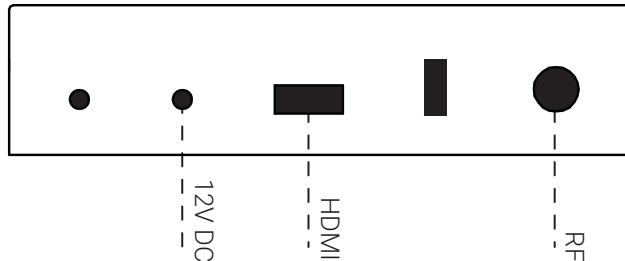


TYPICAL COMMERCIAL INSTALLATION









TROUBLESHOOTING

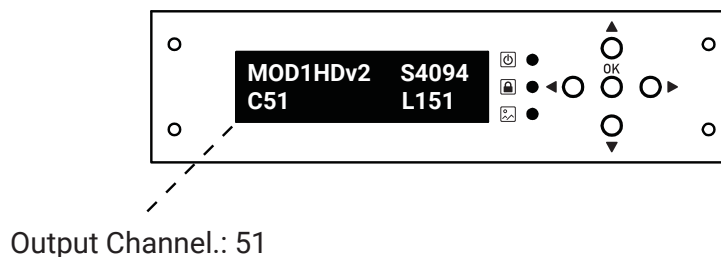
1. **Double check interconnects. Each should be tight fitting and not yaw in the modulator or source device.**



2. **Confirm all 3 front panel LED lights are 'ON'.**

-   ----- System power LED.
-   ----- Lock LED.
-   ----- Video input LED.

3. **Confirm there is no conflict of off-air and modulated channels.**
(See page.5; AUSTRALIAN CH.51 TV TRANSMITTER LIST)



MENU TREE



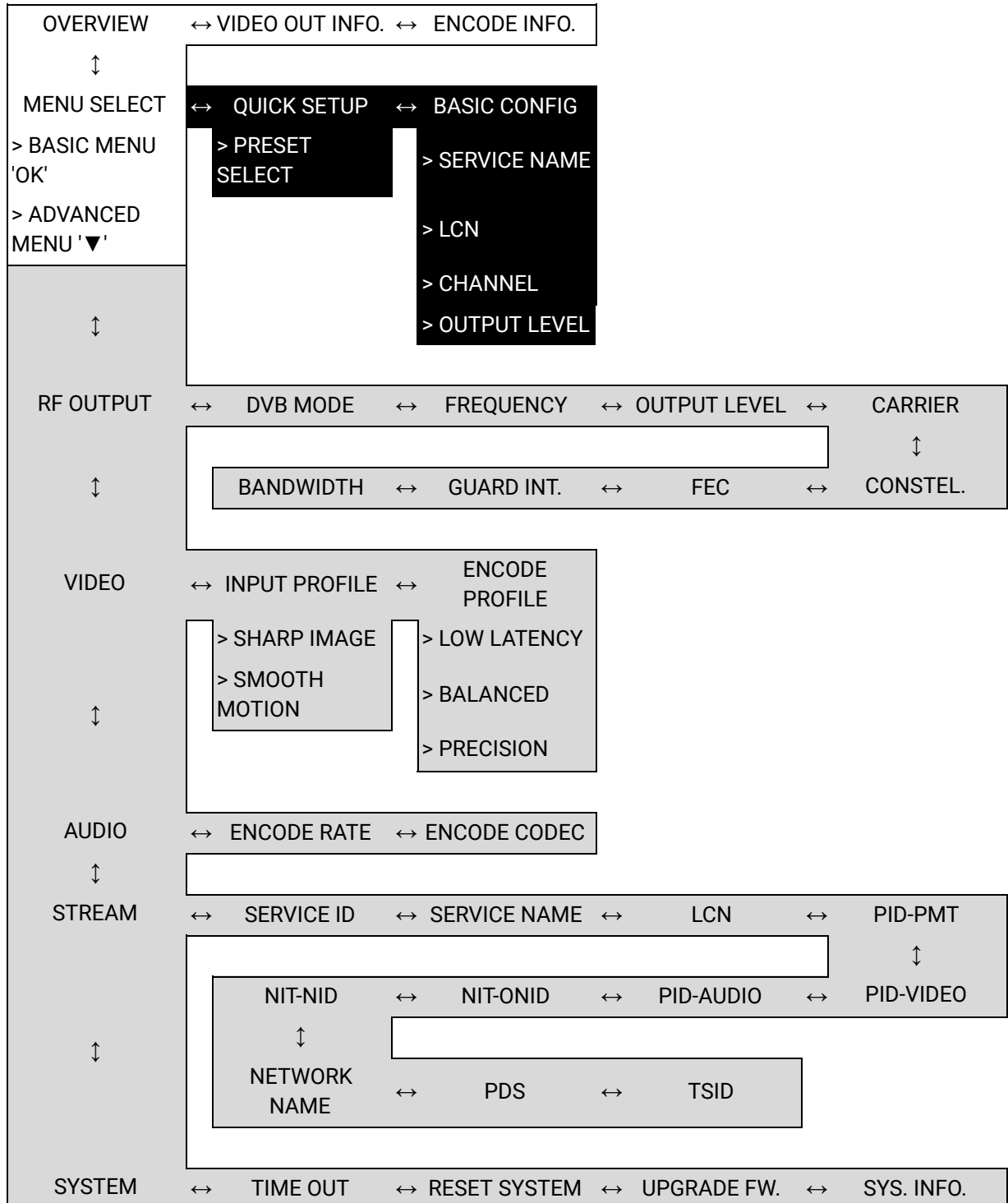
BASIC MENU

Basic menu, automatically generates non-conflicting TSID, NIT, PMT etc.



ADVANCED MENU

Advanced menu should only be accessed by experienced users.



VIDEO MENU

INPUT PROFILE

> SMOOTH MOTION

Description;

Limiting input to 720p max. improves encoder efficiency, this way “full frame rate” can be achieved increasing motion smoothness.

Technical;

1080p60/50 → 720p60/50

1080i60/50 → 720p60/50

720p60/50 → 720p60/50

> SHARP IMAGE

Description;

Halving input frame rate improves encoder efficiency, this way “full high def. (FHD)” resolutions can be achieved resulting in sharper pictures.

Technical;

1080p60/50 → 1080p30/25

1080i60/50 → 1080p30/25

720p60/50 → 720p30/25

ENCODE PROFILE

> LOW LATENCY

Advantages;

- Lowest latency possible.
- Compatible with all HDTVs.

Disadvantage;

- Fast moving or complex images may experience blocking.

Technical;

19Mbit variable bit rate (VBR)

Small video buffering verifier (VBV)

> BALANCED

Advantage;

- Balance of excellent image and reasonable latency.

Disadvantage;

- None.

Technical;

20Mbit VBR

Moderate VBV

> PRECISION

Advantage;

- Sharpest image possible.

Disadvantages;

- Fast moving or complex images may experience dropped frames.
- Compatible with high end HDTVs only.

Technica;

21Mbit VBR

Large VBV

AUSTRALIAN CH. 51 TRANSMITTER LIST

LOCATION	STATE
Alpha	QLD
Boolarra	VIC
Brewarrina	NSW
Bruce Rock	WA
Burnie	TAS
Cervantes	WA
Churchill	VIC
Colac	VIC
Derby (Tas)	TAS
Eidsvold	QLD
Hillwood	TAS
Hobart NE Suburbs	TAS
Jeeralang/Yinnar South	VIC
King Island	TAS
Kojonup	WA
Koorda	WA
Lightning Ridge	NSW
Longreach	QLD
Maclean/Ashby	NSW
Maitland	SA
Merredin	WA
Moonford	QLD
Mudgee Town	NSW
Narrogin	WA
Northam	WA
Ocean Shores	NSW
Parkes (Spicer Park CP)	NSW
Peak Hill	NSW
St Marys	TAS
Stuart	QLD
SW Slopes/E Riverina	NSW
Townsville North	QLD
Uralla	NSW
Walwa/Jingellic	NSW
Warrnambool	VIC
Wellington	NSW
Wongan Hills	WA
Woolgoolga	NSW

ACMA transmitter database (1/FEB/2018)

SAFETY

Temperature

This product has openings for ventilation to protect it from overheating. To ensure product reliability, do not block these openings. Use caution when installing to avoid obstruction of airflow around the unit.

This equipment is designed to operate in a maximum 40°C environment. Operating in an environment exceeding this temperature risks damage and voiding warranty.

Specifically, this means that the air temperature around the modulator and power supply unit (PSU) must never exceed 40°C. Furthermore, obstructions such as cabling or other devices that block airflow must be avoided.



CAUTION:

Your warranty is void if you operate this product above the maximum specified operating temperature of 40°C.

Electrical

Do not open the cover of this product and attempt service, refer all servicing to qualified personnel only.

This product is equipped with an external grounding terminal, attach to an earth ground.

Do not push objects through openings in the product or enclosure.



WARNING:

Avoid electric shock! Opening or removing the cover may expose you to dangerous voltages.

Emissions

This device has been tested and found to comply with electronic digital device standards. These standards are designed to provide reasonable protection against interference when this equipment is operated properly in a commercial environment.

This equipment generates, uses, and can radiate radio frequency energy, if not used correctly may cause harmful interference to radio communications.